
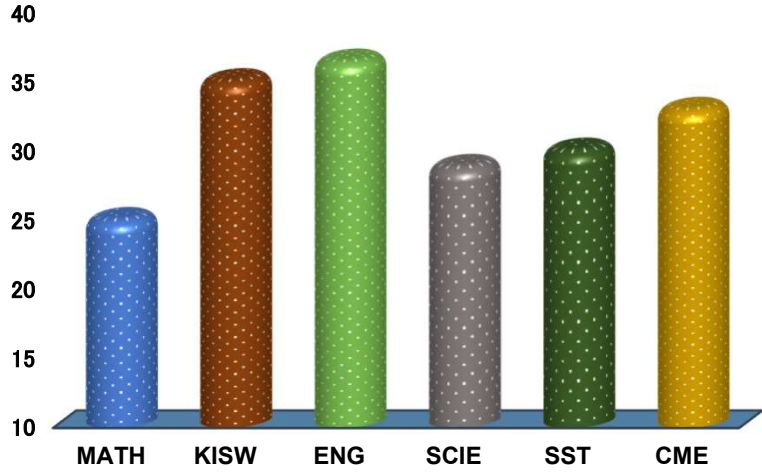


	<h1 style="margin:0;">ANNA'S ELITE</h1>				
<b>REGION: IRINGA</b>	<b>SCHOOL AVERAGE: 31.4</b>	<b>DISTRICT: IRINGA</b>			
<b>SUBJECT AND GRADE PERFORMANCE ANALYSIS</b>					
<b>SUBJECT RANKING</b>					
ENGLISH	36.4	73%	1		
KISWAHILI	35.0	70%	2		
CIVIC AND MORAL EDUCATION	32.9	66%	3		
SOCIAL STUDIES	30.0	60%	4		
SCIENCE	28.8	58%	5		
MATHEMATICS	25.0	50%	6		
<b>SUBJECT GRADE ANALYSIS</b>					
<b>SUBJECT/GRADE</b>	<b>A</b>	<b>B</b>	<b>C</b>	<b>D</b>	<b>F</b>
MATHEMATICS	2	2	8	5	0
KISWAHILI	1	14	2	0	0
ENGLISH	2	14	1	0	0
SCIENCE	1	7	7	2	0
SOCIAL STUDIES	2	7	6	2	0
CIVIC AND MORAL	2	8	6	1	0
<b>OVERALL GRADE ANALYSIS</b>					
<b>A</b>	<b>1</b>	<b>17</b>	1%		
<b>B</b>	<b>11</b>		14%		
<b>C</b>	<b>5</b>		6%		
<b>D</b>	<b>0</b>		0%		
<b>F</b>	<b>0</b>		0%		
<b>CHART SUBJECT ANALYSIS</b>					
					
<b>BOYS VS GIRLS PERFORMANCE</b>					
	<b>SAT</b> <b>10</b>		<b>SAT</b> <b>7</b>	<b>TOTAL</b> <b>17</b>	
<b>31%</b>		<b>32%</b>			
<b>SEATED</b>	17	100%			
<b>ABSENTEES</b>	0	0%			
<b>PASSED</b>	17	100%			
<b>FAILED</b>	0	0%			

NO	NAME	SEX	MATH		KISW		ENG		SCI		SST		CME		TOTAL	AVG	GRADE	POS
1	FLOMENA F MWANZA	F	41	A	38	B	38	B	42	A	43	A	45	A	247	41.2	A	1
2	ANETH M SENKONDO	F	41	A	39	B	39	B	34	B	41	A	42	A	236	39.3	B	2
3	ERNEST B MAPUNDA	M	38	B	41	A	40	B	34	B	34	B	39	B	226	37.7	B	3
4	ANGELO C MAKANDI	M	24	C	39	B	37	B	38	B	33	B	37	B	208	34.7	B	4
5	TWILUMBA E KISWAGA	F	26	C	39	B	37	B	35	B	31	B	37	B	205	34.2	B	5
6	MILLIAM P SALINYAMBWE	F	36	B	34	B	37	B	28	C	29	C	28	C	192	32.0	B	6
7	NICKISON N KIHWELE	M	23	C	32	B	37	B	30	C	31	B	36	B	189	31.5	B	7
8	IBRAHIMU H SEMINDU	M	22	C	32	B	41	A	31	B	32	B	29	C	187	31.2	B	8
9	IBRAHIMU I ISUJA	M	18	D	29	C	42	A	32	B	27	C	37	B	185	30.8	B	9.5
10	SAMWEL J MGONZO	M	20	D	35	B	34	B	31	B	29	C	36	B	185	30.8	B	9.5
11	CHARLES Y KIBENGU	M	16	D	40	B	39	B	25	C	30	C	34	B	184	30.7	B	11.5
12	GIFT G MWAGENI	M	20	D	39	B	33	B	25	C	32	B	35	B	184	30.7	B	11.5
13	GIDION A ALEGNAFDO	M	22	C	37	B	34	B	25	C	32	B	30	C	180	30.0	C	13
14	HAPPY F MHONGOLE	F	21	C	34	B	36	B	19	D	27	C	30	C	167	27.8	C	14
15	LETISIA P MWILAFI	F	15	D	32	B	37	B	21	C	22	C	28	C	155	25.8	C	15
16	TREASURE A MSUNGU	F	21	C	33	B	31	B	19	D	17	D	22	C	143	23.8	C	16
17	JOHN T KADEGE	M	21	C	22	C	27	C	21	C	20	D	15	D	126	21.0	C	17